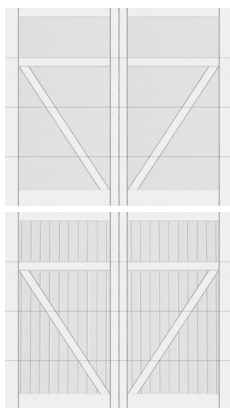
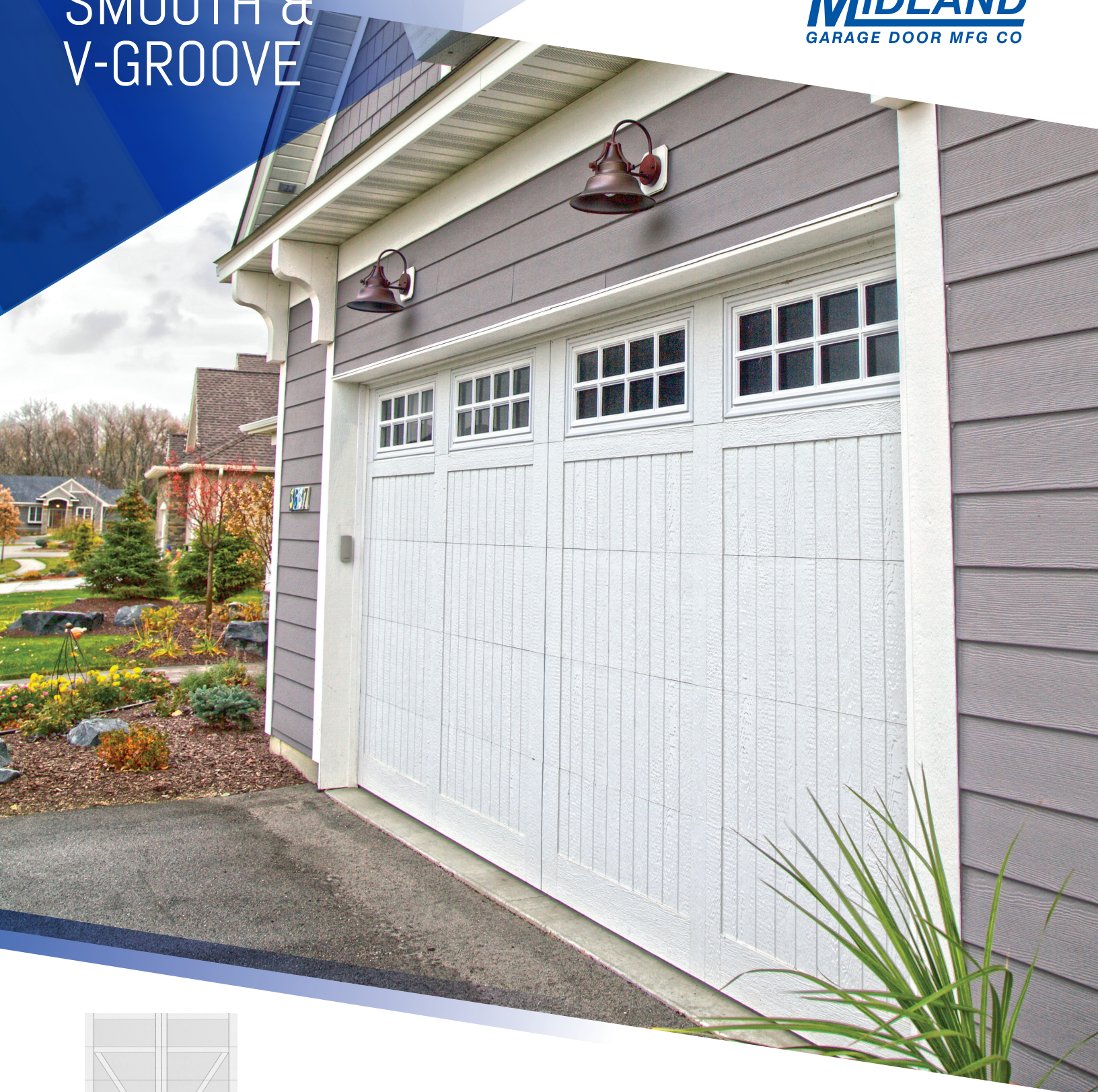


SMOOTH & V-GROOVE

MIDLAND™
GARAGE DOOR MFG CO




SMOOTH & V-GROOVE


CLASSIC LOOK OF REAL WOOD

These doors combine the strength and energy efficiency of our 2-inch ThermoSteel™ garage door with the beauty and charm of traditional carriage-house-style designs. Each design uses state-of-the-art weather-resistant wood composite Smart Trim® boards to create a distinguished and durable garage door.


COLORS



White



Almond



Sandtone



Tera-Bronze



Green



Coffee



ColorSelect™
Custom Paint Process

The ColorSelect™ process uses a Sherwin Williams Polane® Solar Reflective Polyurethane Enamel that utilizes the latest technologies to provide a durable, heat-repelling coating.

All doors come primed, painted and finished. Due to the printing process, colors may vary.

INSULATION

ThermoSteel™

Foam/Insulate

Polystyrene

R-Value

9.25

U-Factor (Btu/hr/ft²/F)

0.220

Thickness

2 inches

Exterior Steel

25 gauge


Interior Steel

25 gauge

**For full warranty details
contact your Midland dealer*



OVERLAY DESIGNS



Custom designs available

GLASS



Choose from Plain, Obscure, Frosted, Gray Tinted, Bronze Tinted, LoE, and Double Dark

HARDWARE

Standard Straps



Standard Handles



Adirondack Straps



Adirondack Ring Pulls



Adirondack Brackets



WINDOWS



Plain



Stockton



Somerton



Stockbridge



Wyndbridge



Fullerton (Somerton & Stockton)



Cambridge (Wyndbridge & Stockbridge)

MIDLAND™
GARAGE DOOR MFG CO

PLACE YOUR ORDER TODAY

MIDLANDGARAGEDOOR.COM | 800.437.4056

YOUR LOCAL GARAGE DOOR DEALER